

**YAR Grant Project titled:
Construction for Instruction**



YAR Grant Project titled: Construction for Instruction



Our journey of change.

By Kim Wendt, Claire Weyers, Susan
Scolaro, Josie LoCurto, & Sam Lemke



In need of repair...



s for tree ● 'A' is for apple ● 'M' is for
room ● 'F' is for forest ● 'T' is for tree



Remember when

In the beginning we had a very unsafe and cramped science wing. In this picture teacher Kim Wendt is showing the rusted acid cabinet that needs to be replaced.



Kim Wendt's old classroom layout. Notice how the outdated sinks really took away from student space.

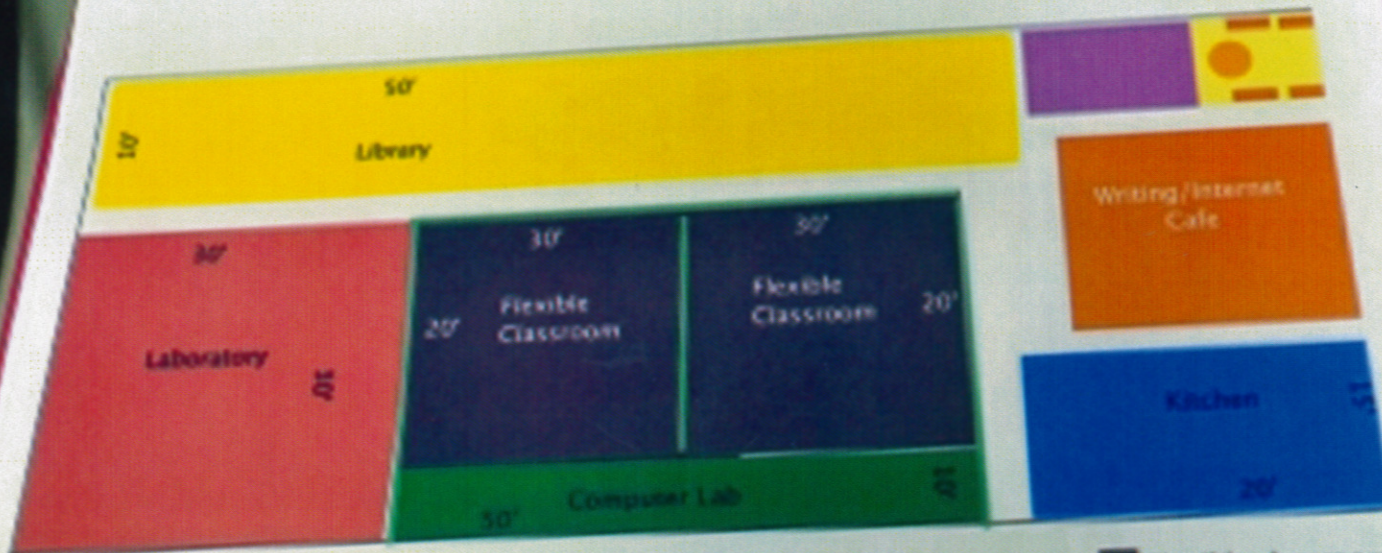
Here's an up close picture of the outdated sink and another picture of the old classroom layout.



The plan for a NEW science wing.

It is for tree
 bedroom • F is for
 it is for
 for tree

Mitchell Middle School Science Department Layout



- Teacher Desks
- Chemical Storage (10' long X 8' wide)
- 4' Round Collaboration Table
- Teacher Office Area (8' X 8')
- Kitchen (15' wide X 20' long)
- Computer Lab (10' wide X 50' long)
- Science Lab (30' wide X 30' long)
- Library (10' wide X 50' long)
- Flexible classrooms
- Writing/Internet Cafe
- Glass Sliding Wall

It is for tree
 bedroom • F is for
 it is for
 for tree



Students voting to win!

A plan for change...



Alexis, Dorothy, and Kionna staying after school to help students vote.



**The moment
Kim Wendt
realized we
won \$50K!!**




Top Left: Kim Wendt wearing the signed hat from staff members. **Top Right:** The dumpster with the demolition remains. **Bottom Left:** Teacher Connie Syslack takes down the first section of wall. **Bottom Right:** All the volunteers who came to help on the first day of renovation. It included staff, friends, and Pepsi representatives.




Top Left: Bob Syslack and Halli Stewart unscrew the old cabinets. **Top Right:** Halli Stewart, Glenn Gibson, and Bob Syslack remove the cabinet from the wall. **Lower Middle:** Bob Syslack and Glenn Gibson wheel the cabinets out to storage until other schools claim them.



for tree 'l' is for
m • 'F' is for forest • for tree



Thanks to McIntosh Flooring for
all their hard work in removing
the old tiling.



The wing completely gutted
with help from RUSD
buildings and grounds, staff,
volunteers, and McIntosh
Flooring.

Parents of Kim Wendt, Bill and Diane Harrod, help prep the walls for paint. Students help sort and select the paint colors. Thank you YAR for the grant money for all the paint.





Student Susan Scolaro begins the purple inlets.



Students Susan Scolaro and Josie Locurto go green!



Students Claire Weyers and Josie Locurto begin painting the first wall, big blue.



Teacher Joan Ticha with students Susan Scolaro and Claire Weyers learn how to paint from RUSD painter Dennis.



Students Sam Lemke, Garrett Sexton, Josie Locurto, Claire Weyers, and Susan Scolaro work on painting over the old classroom quote and celebrate with pizza!

With the painting complete McIntosh Flooring installs the floors throughout the entire wing. RUSD surprises us with a new ceiling also in progress. WOW!! So far the transformation is amazing.





Next step, a separate section was built to house office space for the 5 teachers to collaborate and call home. What better color to pick but all PINK!



Official plans from The Sliding Glass Door Company arrive and the sketches are FANTASTIC! They install in the beginning of August as we purchase furniture for the hallway library area and lab classroom.



Kim Wendt shows off the letters spell, Science."
The letters will be painted by art students and
then hung up outside the office.



The new science books arrive and
are sorted by subject.



7th grade science teacher Stefanie Robertson
unpacks and sorts the new books.



Office chairs arrive for the new classrooms
which will be colored coded in purple, green,
orange and blue respectively.





A huge thank you from all the students
affected by this grant each year.