


TEAM

WELCOME

Our
Blanket



Project!

Kaylee. L ♥

Project Summary

Our project was making fleece tie blankets for a charity called *Faith, Hope and Love*. The Blankets will go into duffle bags filled with essentials and comfort items. These bags will go to kids who are being taken from their homes.

When the idea was first presented, everyone was really excited. We started making a budget for the fleece, the fabric scissors, and measuring tape. Then we learned we had to get a grant. So all of the students started writing grants. Our English teacher, Mrs. Koll, sent in the grants and she chose certain kids to go and present our idea to United Way.

We got the grant! Everyone was so excited to get started. A group of kids that turned in a permission slip got to go pick out the fleece for the blankets we were going to make. We picked out the fleece; it was gender friendly. We bought all of the supplies that we needed.

We started to get ready to make the blankets and come up with ideas. Our science teacher, Ms. Hart, came up with the idea to wrap the blankets up so it would be a little more special.

Once we got everything figured out, we started to make the blankets. It took two days to make fifty-two blankets. We were able to make more blankets than we planned to make. It was so much fun to do, and to see everyone come together and, make something really special.

When the project was finally done, we wrapped up the blankets and sent them out. Our project was such a success that we had a big pizza party to celebrate and after the pizza party we went outside to help clean up trash outside the community.

Thank you so much!



-Jerstad Agerholm Middle School, Team Marvelous 7th graders

Severity



Projects

0123

  United Way of Racine County

PAY TO THE ORDER OF Harstad Agerholm Middle \$ 1,000.00

one thousand & 00/100 DOLLARS

FOR YAR grant United Way of Racine County

DATE 03/14/16 12-3/1234 123

I might be a little poor but, some
people are more than me..
~Josh McClathry

Describe what you learn
about yourself?



I learned that you should care
for others no matter what situation
you're in
~Jamecia Brown

I learned actually how much of
an impact this little make-on
children's lives
~Paige Phillips

That I really like helping people which
is why I'm going to the Navy seals
~Anthony Snead

These pictures were taken as we prepared for the project and then
the process of making the blankets. After the project was done, all of stud
wrote in a reflection journal. The quotes that you will see in this book are t
thoughts and comments from lots of different kids. As you can see we used
many as we could to answer the reflection questions.



I felt very accomplished
and good.
Paige Phillips



I feel good and happy
about the blankets going
to kids that need them.
~ Rylee Knudson



I felt like I
accomplish something
big.
~ Anthony Sneed



you learn
about your community
through this project.

That they wanna give kids
more, then new parents they
want them to feel loved and
welcome with a nice blanket
~Deja Johnson

learned that
everybody is
not like regular
families Tatyana
Franklin






When completing your project, what
went really well?

...ing of it all
...use my partner
...I were alone to
...e two blankets.
~ Paige Phillips

What went really well was
when everyone was working
together. ~ Jamesia Brown





accomplishing it
when we finished.

~Paige Phillips

What was the best part of your project? Why?

best part was
of us coming
together to do
something really
special.
~Taylor Blank





Describe any roadblocks/obstacles that your group faced while implementing your project and the adjustments that you made to overcome them.

didn't have much
pace because there
was so many
people working
on it.
~ Taylor Blank

Some strips that I cut were
to little what I did was
cut the strips a little
bigger.
~ Ryker Knudson

The measurements
~ Talyana
Franklin



...le measuring and making sure that
it looked perfect.
~ Taylor Banks

...ping the others finish
their blankets
~ Anthony Sneed

Challenging part of your
project? Why



the strips a
little bigger.

~ Rylee
Knudson

Further Change

~ Josh McCreary
would want to
change the
patterns

~ Tatiana
Franklin



If you were to do the project again, what changes
would you make? What would
you do the same?
WHY?

SAME

Everything but the
cutting
~ Rylee
Knudson

I
I would keep it
all the same
~ Paige Phillips

Make the cuts closer
together to make
it easier to tie
~ Anthony Sneed





important for
you learned
through completing
this project?
How will you
use what
you learned
in the
future?

Learned that kids will really enjoy the blanket that
they got, it will help them. I'm going to use this
in the future because I want to spread the
positivity.
~Tayfor Blank

Helping others
is fun.
~Josh
McCarthy

Knowing that it's
for a good
cause. That
if you ever
have a
chance to do
something like
this do it!
~Rylee Knudson





In the process of
Making the
Blankets









So much
Fun!





Buying & Giving the
Blankets...







More Blanket Making!





We got the check!



The presentation!





Tying
them
up!







Picking the fabric!





ole

Josh M.

Herrman W.

Taylor

Noah
Heitmann.

Chris McSwag

Tre

Kaylee

Tawasia

Brandon
Filkins

Aryan

Rachel

Tatyana

Paige
Phillips

AD

Kori

Jonah

David

Faith

Rylee
Knudson

Jaden
S.

Araseli

Big

DaMario H.

Alex

Mariah D.

Andra G-M
ey Ray

Joshua R.

Kenneth